

ATLANTIS[®]

RAIL SYSTEMS

CABLE RAILING SPECIALISTS

RESIDENTIAL • COMMERCIAL • CUSTOM

WWW.ATLANTISRAIL.COM



RAILEASY™

NOVA

SUNRAIL™

HANDISUNGE™

ORION

 **Spectrum**
Railing System

Contact Information

TELEPHONE
(508) 732-9191

TOLL FREE
(800) 541-6829

FAX
(508) 732-9798

WEB ADDRESS
WWW.ATLANTISRAIL.COM

EMAIL
INFO@ATLANTISRAIL.COM

MAIL
Atlantis Rail Systems
70 Armstrong Road
Plymouth, MA 02360

3900 Civic Center Drive
N. Las Vegas, NV 89030

ATLANTIS®
RAIL SYSTEMS

Logos, icons, images, measurements
and descriptions are the sole property
of Atlantis Rail Systems.

© 2024 Atlantis Rail Systems

Atlantis Rail Systems




Atlantis has implemented a Quality
Management System in accordance
with ISO 9001:2015.



Atlantis Rail Systems



Plymouth, MA



Las Vegas, NV

About Us

A HISTORY OF EXCELLENCE

Atlantis Rail Systems' heritage is very unique. The idea of using stainless steel products, such as cable and tensioners, for architectural purposes was inspired by the very lifelines and hardware that can be found on boats in every harbor across the globe. The concept of Atlantis Rail Systems was developed by Suncor Stainless, Inc., a leading manufacturer of stainless steel hardware in the industrial and marine industries. With the dedicated help of the Atlantis Rail Team, we are proud to provide stock and custom fit railing systems worldwide.

The products illustrated within these pages provide a cutting edge approach to conventional railing systems. Through the use of patented technology and the durability of marine grade, type 316L stainless steel, we have the ability to provide customers with a superior product in both style and quality to fit any indoor or outdoor, commercial or residential design.

Atlantis Rail is committed to raising the bar of excellence one customer at a time. We invite you to experience the designs that set us apart from the rest.

PHOTO CONTEST

Send us photos from your latest Atlantis Rail Project for a chance to win up to \$750!

HOW TO ENTER:

Email your contact information (name/company name, address, phone number, email address) along with your photo entry to: carey@atlantisrail.com



CASH PRIZES

- 1ST \$750
- 2ND \$500
- 3RD \$250

**ALL ENTRIES
RECEIVE A FREE
RAIL CARE KIT!***



*Limit one free Rail Care Kit per person per project.

Atlantis Rail reserves the right to pick the winner at our discretion. Photo contest is available to homeowners and contractors only. Atlantis Rail Authorized Dealers are not eligible for prizes. Under no circumstance will Atlantis Rail sell or distribute your contact information. Digitally altered photos will be disqualified. Project must be code compliant. Submitted photos must depict Atlantis Rail products only. Two contests will be run during each calendar year. Entries are valid only for the period in which they are submitted. Submission of photos grants Atlantis Rail Systems the right to use submitted photos in any way it deems fit.



Table of Contents & System Comparison Chart

COMPANY BACKGROUND	1
CABLE RAILING BASICS & MEASURING GUIDE ...	3
RAILEASY™ & HANDISWAGE™	4
RAILEASY™ CABLE RAILING	6
HANDISWAGE™ CABLE RAILING.....	8
SPECTRUM SYSTEM.....	10
SPECTRUM TOP RAIL SYSTEM	12
NOVA CABLE RAILING	14
ORION CABLE RAILING	16
NOVA NAUTILUS	18
NAUTILUS CABLE RAILING	20
SUNRAIL™ CABLE RAILING.....	22
LATITUDE CABLE RAILING.....	24
GLASS RAILING SYSTEMS.....	26
ADA COMPLIANT RAILINGS.....	28
CABLE RAILING GATES	30
MICRO STAR™ LED LIGHTING	31
CLEANING & MAINTENANCE	32
QUOTE REQUEST FORM	33



Atlantis Rail Systems Comparison Chart

	RailEasy™ Cable Railing	HandiSwage™ Cable Railing	Spectrum System	NOVA Cable Railing	ORION Cable Railing	NOVA Nautilus	Nautilus Cable Railing	SunRail™ Cable Railing	Latitude Cable Railing
DIY Friendly	✓	✓					✓		
Posts Included			✓	✓	✓	✓		✓	✓
Fascia Mount Option			✓					✓	✓
Top Rail Option			✓ (page 12)	✓	✓	✓	✓	✓	
Bottom Rail Option				✓	✓	✓	✓	✓	
Color Options			✓	✓	✓	✓			
Glass Options			✓				✓	✓	
ADA Options	✓	✓	✓	✓	✓	✓	✓	✓	✓
Gate Option			✓	✓				✓	
Pricing	\$	\$	\$\$-\$\$\$	\$\$	\$\$\$	\$\$\$	\$\$	\$\$\$\$	\$\$\$\$
Page	6	8	10	14	16	18	20	22	24

Cable Railing Basics & Measuring Guide



Cable Railing Basics

REGARDLESS OF WHAT ATLANTIS CABLE RAILING YOU USE, WE WANT TO MAKE SURE YOU INSTALL YOUR CABLE RAILING TO A SAFE AND CODE COMPLIANT SPECIFICATION.

To start planning your project always make sure you check with your local code compliance official before starting your cable railing project. They may have special requirements.

The first three basics of cable railing involve spacing; cable spacing, post spacing and total area covered (length of runs).

WE DEFINE THESE SPECIFICATIONS AS THE RULE OF 3, 4, 5.

- 3** Cable spacing must **NEVER EXCEED 3 INCHES**.
- 4** Distance between post can **NEVER EXCEED 4 FEET**, if it is necessary to have post spacing over 4 ft., always add cable stabilizers.
- 5** Cable runs should **NOT EXCEED 50 FEET** in total length.

OTHER MUST HAVE / MUST DO CRITERIA AND SPECIFICATIONS FOR CABLE RAILING

- You must always use a top rail.
- You must make sure your structure offers proper blocking where posts are mounted per your local building codes.
- You must follow the manufacturer's instructions including cleaning and maintenance. Stainless steel is "low" maintenance, not "no" maintenance (see page 32).



How to Measure for an Atlantis Rail System

WE ENCOURAGE OUR CUSTOMERS TO ORDER FROM LOCAL AUTHORIZED DEALERS TO ENSURE PERSONAL SERVICE, LOCAL REPRESENTATION AND PROJECT ASSISTANCE.

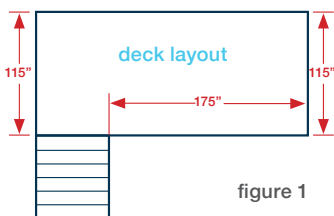


figure 1

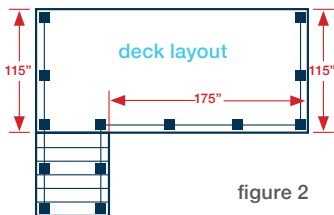


figure 2

- 1 SELECT A RAILING MODEL**
Based on the available selections, choose a model.
- 2 SKETCH YOUR PROJECT**
Sketch your project to scale. Start from the left and measure from each end to the next end or corner (figure 1). We have provided a Quote Request Form on page 33 to assist with your project sketch. Please note the type of surface the railing system will be mounted on. If using posts other than those supplied by Atlantis Rail, take care to indicate the location on the sketch (figure 2).
- 3 DETERMINE THE REQUIRED RAIL HEIGHT OF EACH SECTION**
Railing sections are offered in standard heights of 36" and 42". Custom heights are available upon request. Refer to your local building codes and note the required rail height for your project.
- 4 DETERMINE SUPPLIES FOR YOUR PROJECT**
We encourage you to contact your local authorized dealer. To find a dealer in your area, refer to the "Find a Dealer" page on the Atlantis Rail website or call **(800) 541-6829** for assistance. If a dealer is not located in your area, please fax or email your project sketch with written dimensions to Atlantis Rail Systems: **(508) 732-9798** or **info@atlantisrail.com**. Please note that prior to ordering, more information may be required including a Stair Measuring Guide.




Find an
Atlantis Rail
dealer near you.

RailEasy™ Features & Benefits




- Surface mount and through-post hardware styles available
- Utilizes 5/32" diameter RailEasy™ Cable
- Fittings are made from 316L stainless steel and factory electro-polished
- A variety of fittings are available to fit any indoor or outdoor design
- Cut-in-the-field capabilities for an easy installation
- Use with all wood, composite and vinyl
- Slotted base design for stairs and angles up to 45°
- Clean look and easy to re-tension
- Compression fitting, no swaging needed



RailEasy™ on Wood

SURFACE MOUNT (LEVEL & STAIR SECTIONS)

- Longer cable runs (up to 50 ft. max) require tensioning on each end.**
 - Longer cable runs on level and stair sections must use RailEasy™ Tensioners on each end of the cable to achieve proper cable tension.
- Shorter cable runs (up to 25 ft. max) use a Swivel End as a fixed end, but must have a tensioner on the opposing end.**
 - Use RailEasy™ Swivel Ends as fixed end options on level and stair section end and corner posts. Must be used in conjunction with a RailEasy™ Tensioner to allow for tensioning.



THROUGH-POST (LEVEL SECTIONS ONLY)

- Longer cable runs (up to 50 ft. max) require tensioning on each end.**

Longer cable runs on level sections must use RailEasy™ Stud Assemblies on each end of the cable to achieve proper cable tension.
- Shorter cable runs (up to 25 ft. max) can use a fixed end option, but must have a tensioning Stud Assembly on the opposing end.**
 - Use RailEasy™ Flush Fittings as a fixed end option on level section end posts and double posted corners. Must be used in conjunction with a RailEasy™ Stud Assembly to allow for tensioning.
 - Use RailEasy™ Lag Studs as a fixed end option on level sections that terminate into a wood structure (wall or column) or a single posted corner. Must be used in conjunction with a RailEasy™ Stud Assembly to allow for tensioning.

RailEasy™
Cable Railing



RAILEASY™

HandiSwage™ Features & Benefits



- Primarily through-post hardware style
- Fittings are made from 316L stainless steel and factory electro-polished
- Most hardware is concealed within post for a completely unobstructed view
- 1/8" Diameter HandiSwage™ Cable
- Surface mount tensioners are available for stairs and angles up to 45°
- A variety of fittings are available to fit any indoor or outdoor design
- Cut-in-the-field capabilities for an easy installation using hand swage tools
- Most affordable cable railing in the market



HANDISWAGE™ COMPONENTS

1. HandiSwage™ Standard Stud (before hand swaging)

2. HandiSwage™ 1/8" Diameter Cable

3. HandiSwage™ Standard Stud (after hand swaging)

HandiSwage™ on Wood

1. Longer cable runs (up to 50 ft. max) require tensioning on each end.

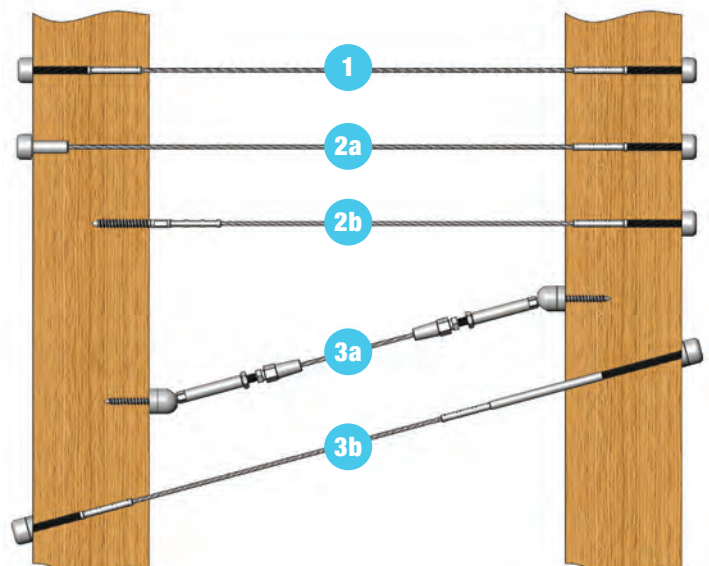
Longer cable runs on level sections must use HandiSwage™ Standard Studs on each end of the cable to achieve proper cable tension.

2. Shorter cable runs (up to 25 ft. max) can use a fixed end option, but must have a tensioning stud on the opposing end.

- Use HandiSwage™ Flush Fittings as a fixed end option on level section end posts and double posted corners.
- Use HandiSwage™ Lag Studs as a fixed end option on level sections that terminate into a wood structure (wall or column) or a single posted corner.

3. Angled cable runs (up to 50 ft. max) require tensioning on each end.

- Use Single Mount Tensioners when a surface mount option is needed/desired. Can accommodate up to 45 degree stair angles.
- Use HandiSwage™ Studs in conjunction with angled stair spacers that match the stair angle. Standard studs are typically used, however HandiSwage™ Long Studs can be used on large format posts and timbers.



HandiSwage™
Cable Railing



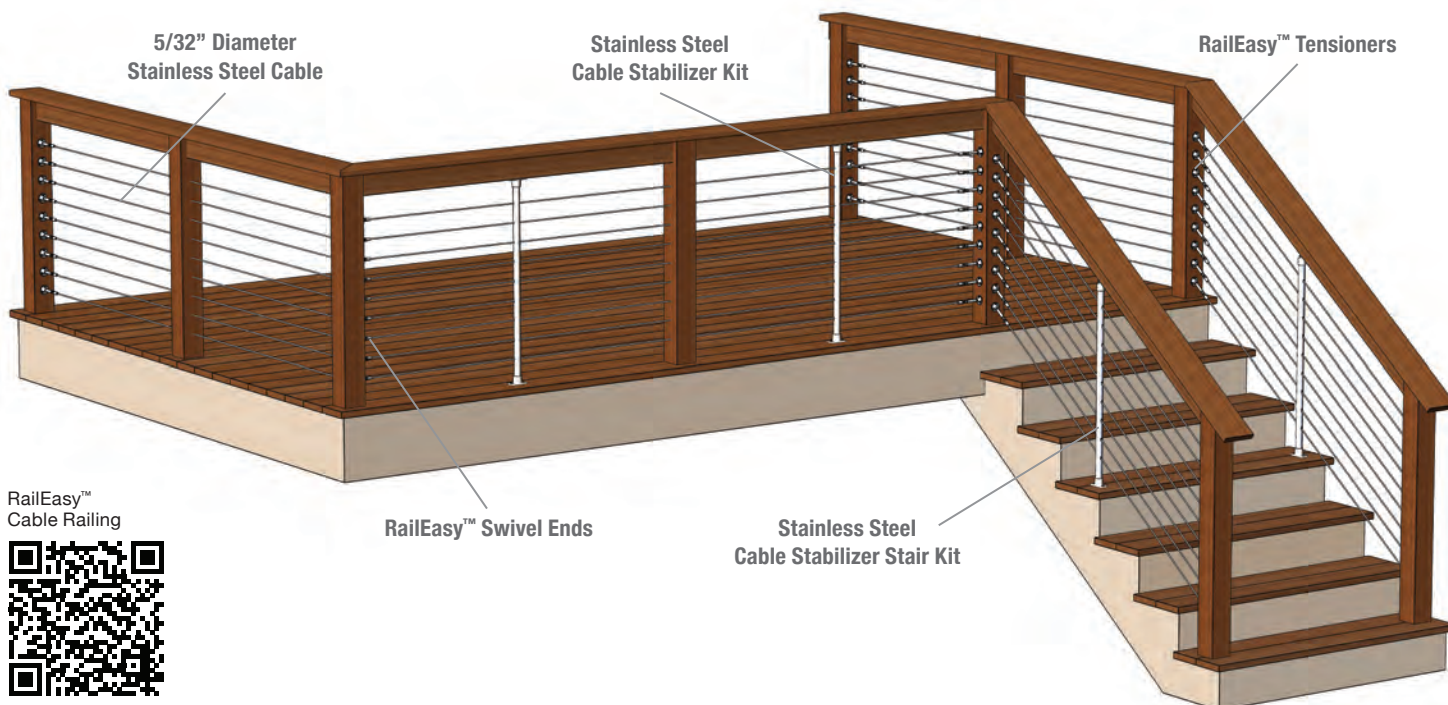
RailEasy™ Cable Railing



RailEasy™ Cable Railing

Cost: 💰💰💰💰

The RailEasy™ Cable Railing System utilizes our patented mechanical swage design to connect fittings to cable and tension. This DIY friendly system installs easily using simple hand tools. It consists of a small collection of surface mount and through-post hardware and 5/32" cable. All components are made from grade 316L stainless steel for durability and corrosion resistance. It is our most DIY friendly cable railing system featuring minimal hardware, simple hand tools and unobstructed views.





Features & Benefits

MARINE GRADE STAINLESS STEEL

RailEasy™ hardware is made from the extremely corrosion resistant type 316L stainless steel and factory electro-polished to add years of long term value and enjoyment.

EASE OF INSTALLATION

Cable assemblies are connected in the field utilizing patented RailEasy™ fittings, which are installed using simple hand tools.

STREAMLINED

Horizontal cable infill provides unobstructed views, while allowing ventilation.

COST EFFICIENT

The RailEasy™ Cable Railing is an affordable approach to having a contemporary look.

ADDITIONAL ACCESSORIES AVAILABLE

ADA Compliant Handrails, page 28-29
Micro Star™ LED Lighting, page 31

Key Components

RAILEASY™ TENSIONER

Primary surface mount tensioning device featuring a compression fitting and a slotted base for stairs and angles.



RAILEASY™ SWIVEL END - FLAT

Surface mount fixed end used in conjunction with a tensioner for cable runs under 25 ft.



RAILEASY™ STUD ASSEMBLY

Through-post tensioning device for minimal hardware showing on end and corner posts.



RAILEASY™ LAG STUD

Fixed end used in conjunction with a stud assembly for cable runs under 25 ft.



RAILEASY™ FLUSH FITTING

Through-post fixed end used in conjunction with a tensioning device.



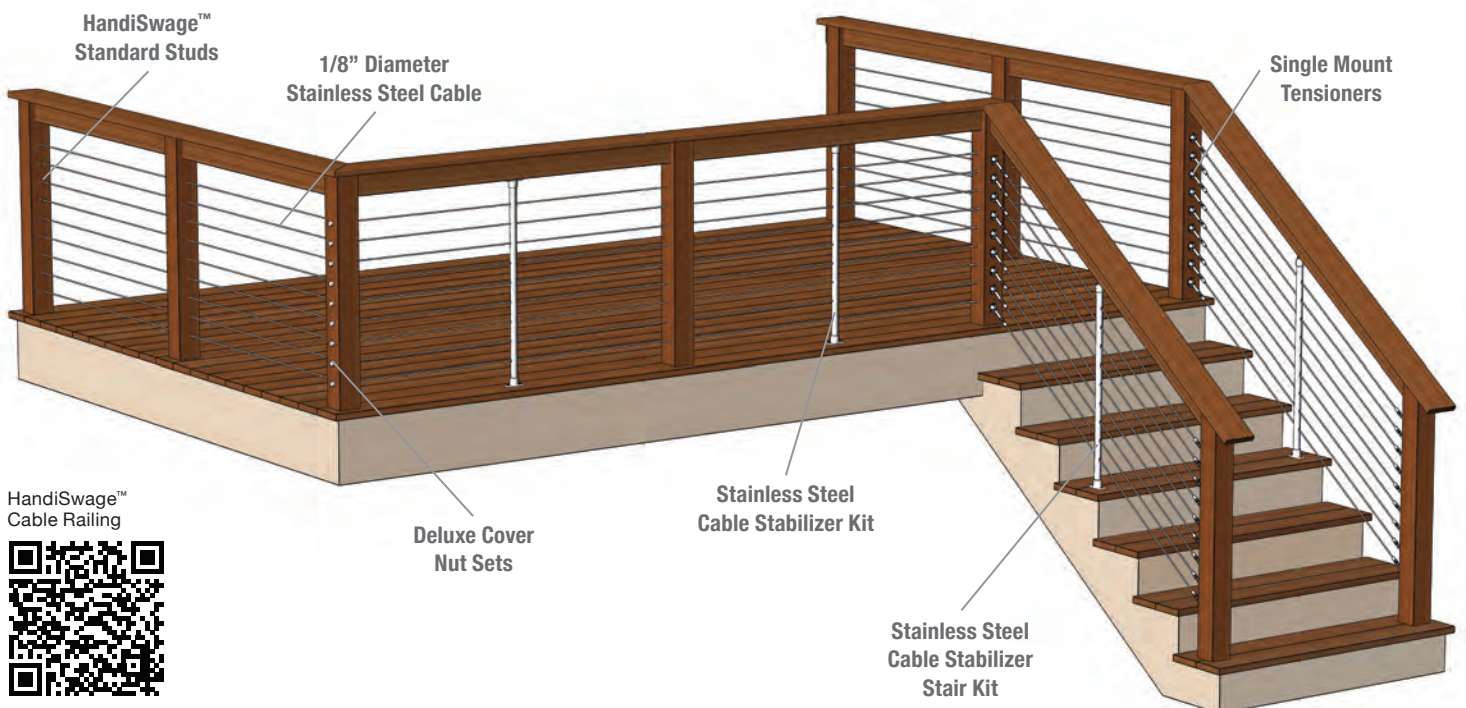
HandiSwage™ Cable Railing



HandiSwage™ Cable Railing

Cost: 💰💰💰💰

The HandiSwage™ Cable Railing System is based on the simplest cable railing method, utilizing a crimping tool to attach cable to fittings. Components are affordable and easy to install. These fittings allow for through-post installation to hide the hardware and feature 1/8" cable to make it one of the most DIY friendly affordable cable railing systems in the market. All HandiSwage™ components are made from grade 316L stainless steel for corrosion resistance and durability.





Features & Benefits

MARINE GRADE STAINLESS STEEL

HandiSwage™ hardware is made from the extremely corrosion resistant type 316L stainless steel and factory electro-polished to add years of long-term value and enjoyment.

EASE OF INSTALLATION

Cable assemblies are cut and installed in the field utilizing Atlantis Rail's hand swage tools.

CONCEALED HARDWARE

Most HandiSwage™ fittings feature a through-post look which means they are hidden inside the post for an even more unobstructed view.

ECONOMIC

The HandiSwage™ Cable Railing is the most affordable cable railing system in the market.

ADDITIONAL ACCESSORIES AVAILABLE

ADA Compliant Handrails, page 28-29
Micro Star™ LED Lighting, page 31

Key Components

HANDISWAGE™ STANDARD STUD

Primary through-post tensioning device. Use with a stair spacer for stair applications.



HANDISWAGE™ LONG STUD

Through-post tensioning device used on larger posts and for greater tensioning capabilities.



HANDISWAGE™ FLUSH FITTING

Through-post fixed end used in conjunction with a HandiSwage™ tensioning device.



HANDISWAGE™ LAG STUD

Through-post fixed end used in conjunction with a HandiSwage™ tensioning device.



SINGLE MOUNT TENSIONER

Surface mount tensioning device primarily used for stair and angled applications.



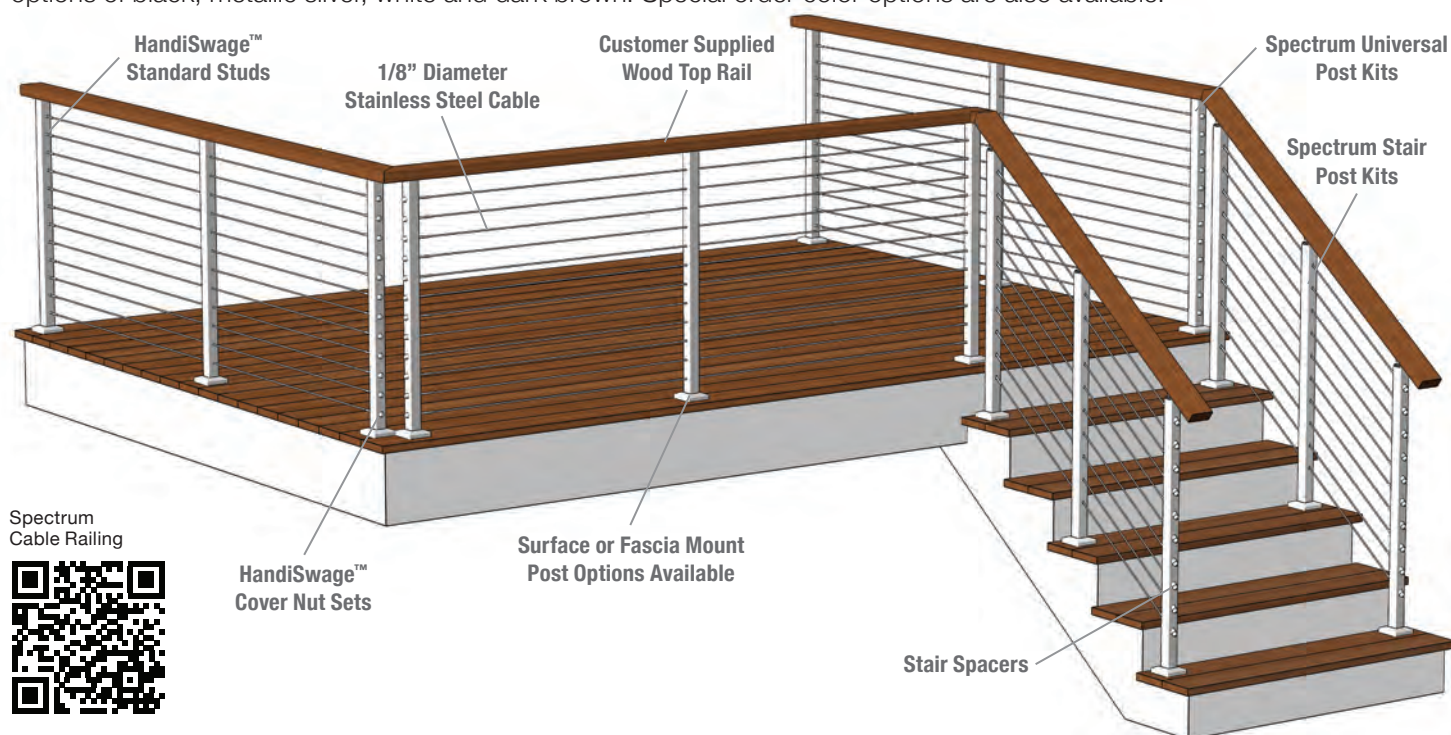
Spectrum Cable Railing



Spectrum Cable Railing

Cost: \$\$\$\$

Spectrum Cable Railing System combines low profile post kits with cable railing infill. The posts are 1-1/2" square and are available in a surface or fascia mount option. The top rail is provided by the customer in a recommended minimum 2" x 4" hardwood. The cable infill utilizes HandiSwage™ fittings with 1/8" cable. This cable railing system is offered in standard color options of black, metallic silver, white and dark brown. Special order color options are also available.





Features & Benefits

MARINE GRADE STAINLESS STEEL

HandiSwage™ hardware is made from corrosion resistant type 316L stainless steel and factory electro-polished to add years of long-term value and enjoyment.

OFF-THE-SHELF DESIGN

Universal level and stair posts allow for decreased lead times and high inventory of stock options. Ideal for indoor and outdoor applications.

COLOR OPTIONS

Posts available in standard and special color options:

Standard:

BLACK

DARK BROWN

METALLIC SILVER

PURE WHITE

Special:

PEBBLE GREY

LIGHT BROWN

ADDITIONAL ACCESSORIES AVAILABLE

Glass Infill Option, page 26-27

ADA Compliant Handrails, page 28-29

Cable Railing Gates, page 30

Micro Star™ LED Lighting, page 31

Key Components

HANDISWAGE™ STANDARD STUD

Primary through-post tensioning device.



HANDISWAGE™ COVER NUT SET

Use with HandiSwage™ stud for a finished look. Color options match post kits.



STAIR SPACER

Use with HandiSwage™ stud and cover nut set on stair applications.



HANDISWAGE™ TERMINATION STUD

Used for maximum clearance in proximity to gate openings.



HANDISWAGE™ CABLE

1/8" Diameter 316L stainless steel cable.



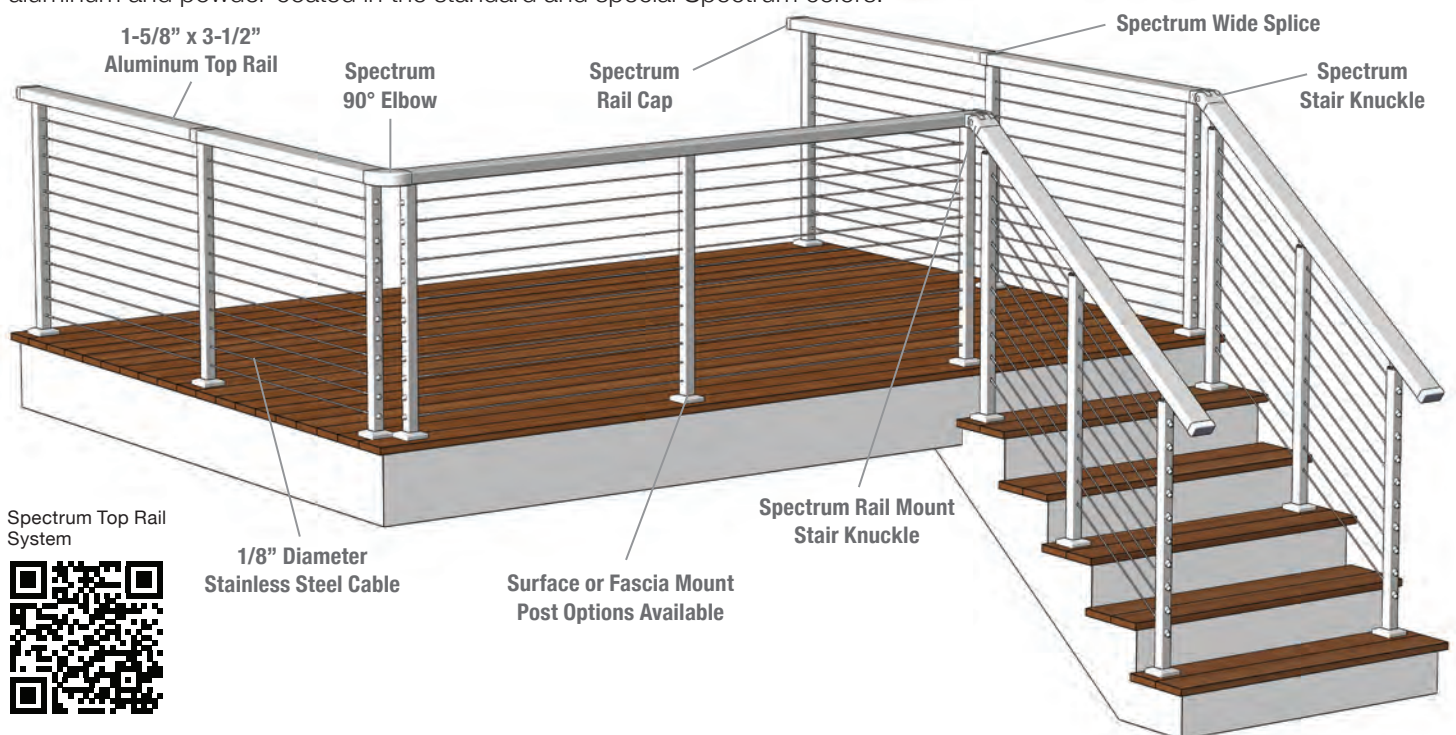
Spectrum Top Rail System



Spectrum Top Rail System

Cost: \$\$\$\$

The Spectrum Top Rail System consists of Spectrum posts that can be fascia or surface mounted and an extruded aluminum top rail with cable railing infill. The simple design of the top rail system allows installers to handle a variety of rail transitions using a small set of components and common installation tools. The top rail and associated fittings are made of aluminum and powder-coated in the standard and special Spectrum colors.



Spectrum Top Rail System





Features & Benefits

MARINE GRADE STAINLESS STEEL

HandiSwage™ hardware is made from corrosion resistant type 316L stainless steel and factory electro-polished to add years of long-term value and enjoyment.

SLEEK DESIGN

1-1/2" Fascia or surface mount posts, continuous matching top rail and through-post hardware allow for a streamlined look, making it ideal for indoor or outdoor applications.

COLOR OPTIONS

Available in standard and special color options:

Standard:

BLACK

DARK BROWN

METALLIC SILVER

PURE WHITE

Special:

PEBBLE GREY

LIGHT BROWN

ADDITIONAL ACCESSORIES AVAILABLE

Glass Infill Option, page 26-27

ADA Compliant Handrails, page 28-29

Cable Railing Gates, page 30

Micro Star™ LED Lighting, page 31

Key Components

SPECTRUM TOP RAIL

4', 6' & 8' Lengths available in standard and special Spectrum colors. Top rail can be cut and concealed inside associated fittings for a clean look.



SPECTRUM ELBOWS

45, 60 & 90 Degree elbows are available. Elbows conceal top rail cuts and provide a continuous handrail.



SPECTRUM WIDE SPLICE

Connects Spectrum top rail sections and conceals cut ends.



SPECTRUM RAIL CAP

Cap is installed on exposed end of a Spectrum top rail for a finished look.



SPECTRUM ADJUSTABLE KNUCKLES

Variety of knuckle fittings for straight and perpendicular stair transitions. Knuckles either mount to the rail or post or connect top rails.



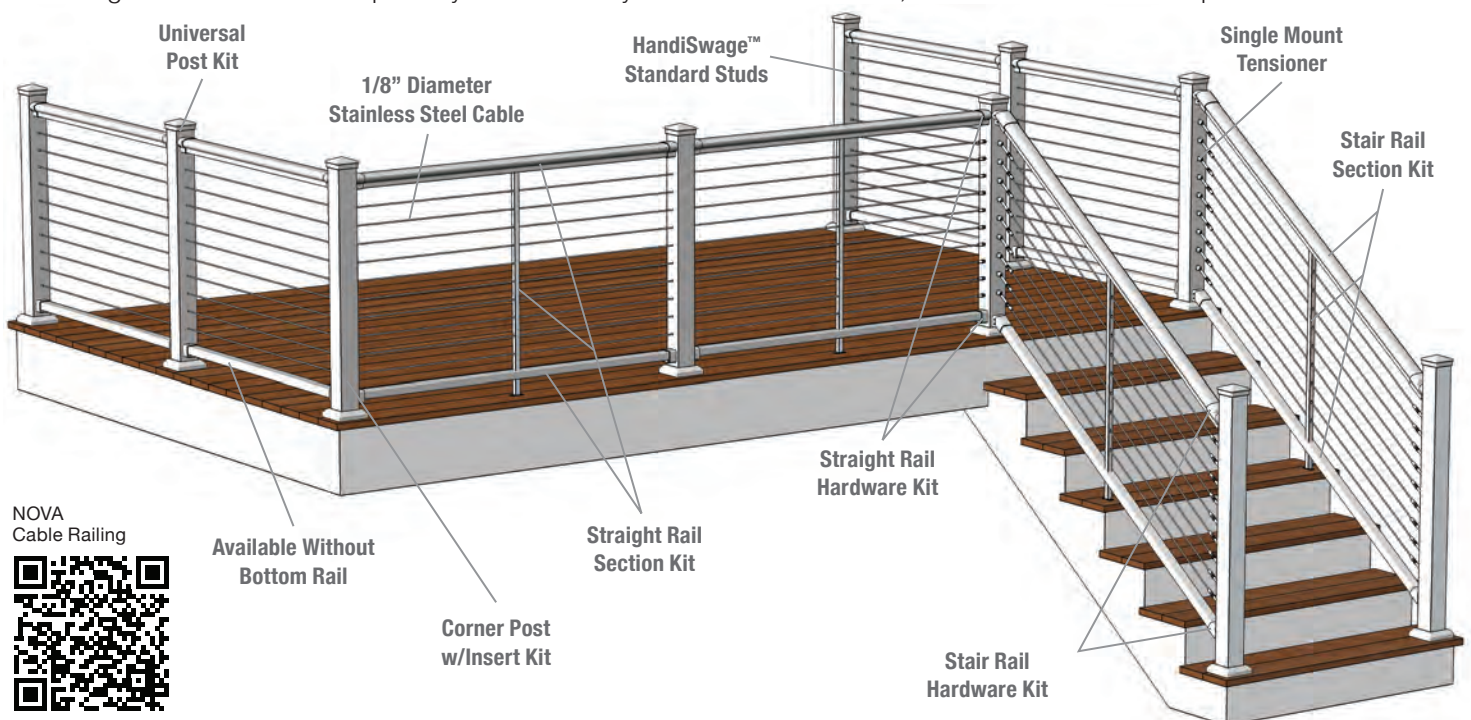
NOVA Cable Railing



NOVA Cable Railing


Cost: \$\$\$\$

The NOVA System features powder-coated aluminum posts, handrails and optional foot rails, and horizontal cable infill. The cable infill utilizes HandiSwage™ fittings with 1/8" cable. This system is completely off-the-shelf and features minimal components. Each post and rail kit includes everything needed for installation. Post mounting hardware, cable and cable mounting hardware are sold separately. The NOVA System is offered in black, white and bronze color options.



NOVA
Cable Railing





Features & Benefits

MARINE GRADE STAINLESS STEEL

HandiSwage™ hardware is made from the extremely corrosion resistant type 316L stainless steel and factory electro-polished to add years of long-term value and enjoyment.

OFF-THE-SHELF

Standard rail kits and universal post kits allow for decreased lead times and high inventory of stock options.

EASE OF INSTALLATION

Minimal components are needed and cable assemblies are cut and installed in the field using Atlantis Rail's hand swage tools.

COLOR OPTIONS

Available in standard color options.



ADDITIONAL ACCESSORIES AVAILABLE

ADA Compliant Handrails, page 28-29
Cable Railing Gates, page 30
Micro Star™ LED Lighting, page 31

Key Components

HANDISWAGE™ STANDARD STUD

Primary through-post tensioning device. Use with a stair spacer for stair applications.



SINGLE MOUNT TENSIONER

Surface mount tensioning device primarily used for stair and angled applications.



HANDISWAGE™ CABLE

1/8" Diameter 316L stainless steel cable.



NOVA STUD

Through-post fixed end used in conjunction with a HandiSwage™ tensioning device.



NOVA STRAIGHT RAIL SECTION KIT

Kit consists of a top and bottom rail (optional), cable stabilizer and support block assembly.



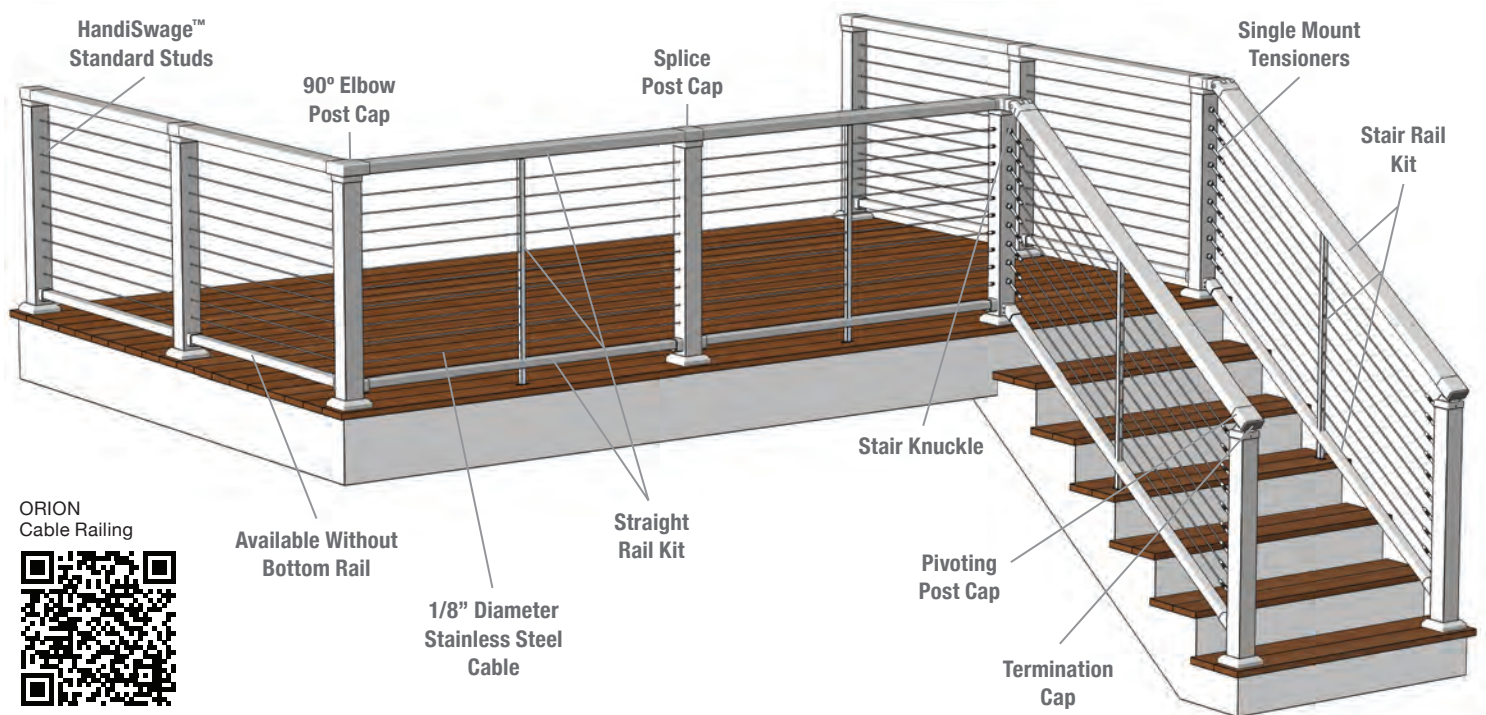
ORION Cable Railing



ORION Cable Railing

Cost: \$\$\$\$

The ORION System features a powder-coated aluminum framework combined with horizontal stainless steel cable infill. The framework is made up of 3" x 3" posts, standard bottom rail and a flat continuous top rail. The cable infill consists of HandiSwage™ fittings and 1/8" cable. The simple design allows installers to handle a variety of rail transitions using a small set of adaptive rail fittings. The ORION System is offered in a matte textured powder-coat finish of black, bronze and white.



ORION
Cable Railing





Features & Benefits

MARINE GRADE STAINLESS STEEL

HandiSwage™ hardware is made from the extremely corrosion resistant type 316L stainless steel and factory electro-polished to add years of long-term value and enjoyment.

OFF-THE-SHELF

Standard rail kits and universal post kits allow for decreased lead times and high inventory of stock options.

EASE OF INSTALLATION

Minimal components are needed and cable assemblies are cut and installed in the field using Atlantis Rail's hand swage tools.

COLOR OPTIONS

Available in standard color options.



ADDITIONAL ACCESSORIES AVAILABLE

ADA Compliant Handrails, page 28-29
Micro Star™ LED Lighting, page 31

Key Components

HANDISWAGE™ STANDARD STUD

Primary through-post tensioning device. Use with a stair spacer for stair applications.



POST CAPS

Elbows in 45, 60 and 90 degrees, splices and pivoting post caps provide continuous handrails.



STAIR KNUCKLES

Stair knuckles offer adjustable transitions from level sections to stair sections.



END CAPS

Termination and rail caps fit on the unused side of a post cap or rail for a finished look.




ORION STRAIGHT RAIL KIT

Kit consists of a top and bottom rail (optional), cable stabilizer and support block assembly.



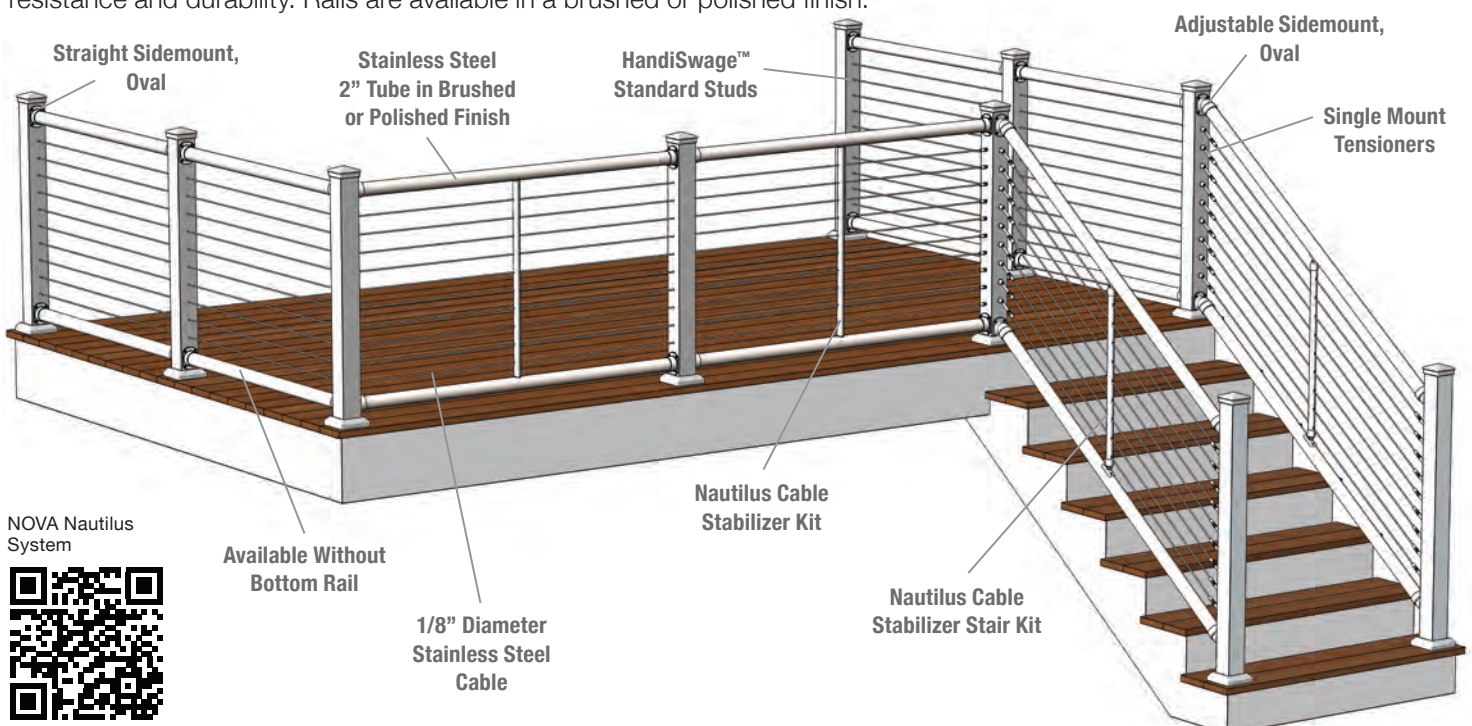
NOVA Nautilus System



NOVA Nautilus System

Cost: \$\$\$\$

The NOVA Nautilus System utilizes powder-coated aluminum posts with stainless steel top and optional bottom rails. The posts are offered in black, white and bronze color options. The cable infill features HandiSwage™ fittings and 1/8" cable. All rails, fittings, cable and accessories are made from electro-polished, 316L stainless steel for maximum corrosion resistance and durability. Rails are available in a brushed or polished finish.



NOVA Nautilus System



NOVA Nautilus System



Features & Benefits

MARINE GRADE STAINLESS STEEL

HandiSwage™ hardware is made from the extremely corrosion resistant type 316L stainless steel and factory electro-polished to add years of long-term value and enjoyment.

UNIQUE LOOK

The mixing of powder-coated aluminum posts and stainless steel rails creates a unique look that can fit with any indoor or outdoor, commercial or residential design.

STREAMLINED

Horizontal cable infill provides unobstructed views.

POST COLOR OPTIONS

Available in standard color options.



ADDITIONAL ACCESSORIES AVAILABLE

ADA Compliant Handrails, page 28-29
Micro Star™ LED Lighting, page 31

Key Components

SIDEMOUNTS

Straight and adjustable side-mounts feature an oval design.



TUBING

2" Stainless steel tubing for top and bottom rails. Standard and custom lengths available.



HANDISWAGE™ STANDARD STUD

Primary through-post tensioning device. Use with a stair spacer for stair applications.



HANDISWAGE™ COVER NUT SET

Use with HandiSwage™ stud for a finished look. Color options match post kits.



SINGLE MOUNT TENSIONER

Surface mount tensioning device primarily used for stair and angled applications.



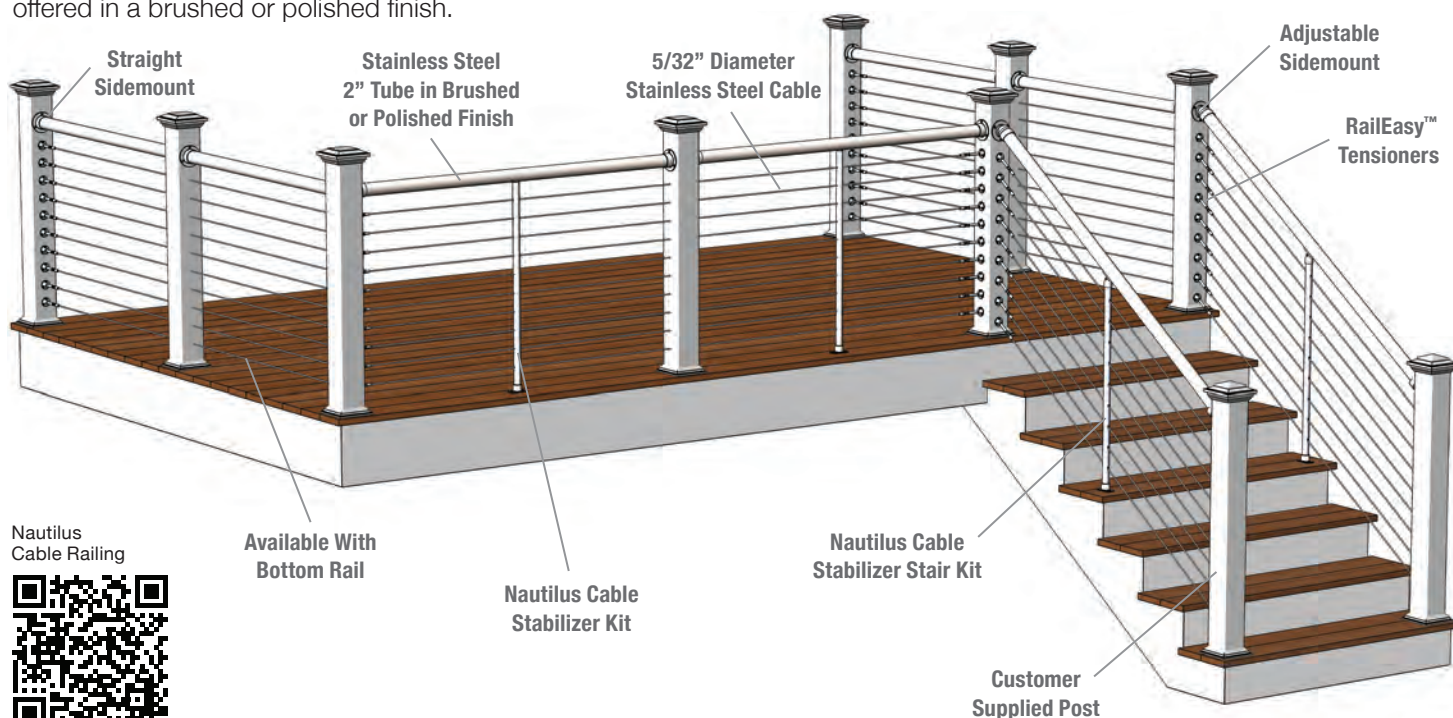
Nautilus Cable Railing



Nautilus Cable Railing

Cost: 💰💰💰💰

The Nautilus Cable Railing System combines the modern look of stainless steel cable and tensioners with the low maintenance quality of highly polished or brushed tubing and optional vinyl post components. This system features 2" round stainless steel handrails and optional foot rails with horizontal cable infill and customer choice of post material. The rails are offered in a brushed or polished finish.



Nautilus
Cable Railing



Nautilus Cable Railing



Features & Benefits

MARINE GRADE STAINLESS STEEL

The Nautilus Cable Railing is made from the extremely corrosion resistant type 316L stainless steel to add years of long-term value and enjoyment.

EASE OF INSTALLATION

Cable assemblies are connected in the field utilizing patented RailEasy™ Tensioners, which are installed using simple hand tools.

STREAMLINED

Horizontal cable infill provides unobstructed views, while allowing ventilation.

VERSATILITY

The Nautilus Cable Railing System is offered in a highly polished or brushed finish to blend with every environment.

ADDITIONAL ACCESSORIES AVAILABLE

Glass Infill Option, page 26-27

ADA Compliant Handrails, page 28-29

Micro Star™ LED Lighting, page 31

Key Components

SIDEMOUNTS

Straight and adjustable side-mounts feature a round base design.



TUBING

2" Stainless steel tubing for top and optional bottom rails. Standard and custom lengths available.



RAILEASY™ TENSIONER

Primary surface mount tensioning device featuring a compression fitting and a slotted base for stairs and angles.



RAILEASY™ SWIVEL END

Surface mount fixed end used in conjunction with a tensioner for cable runs under 25 ft.



RAILEASY™ CABLE

5/32" Diameter 316L stainless steel cable.



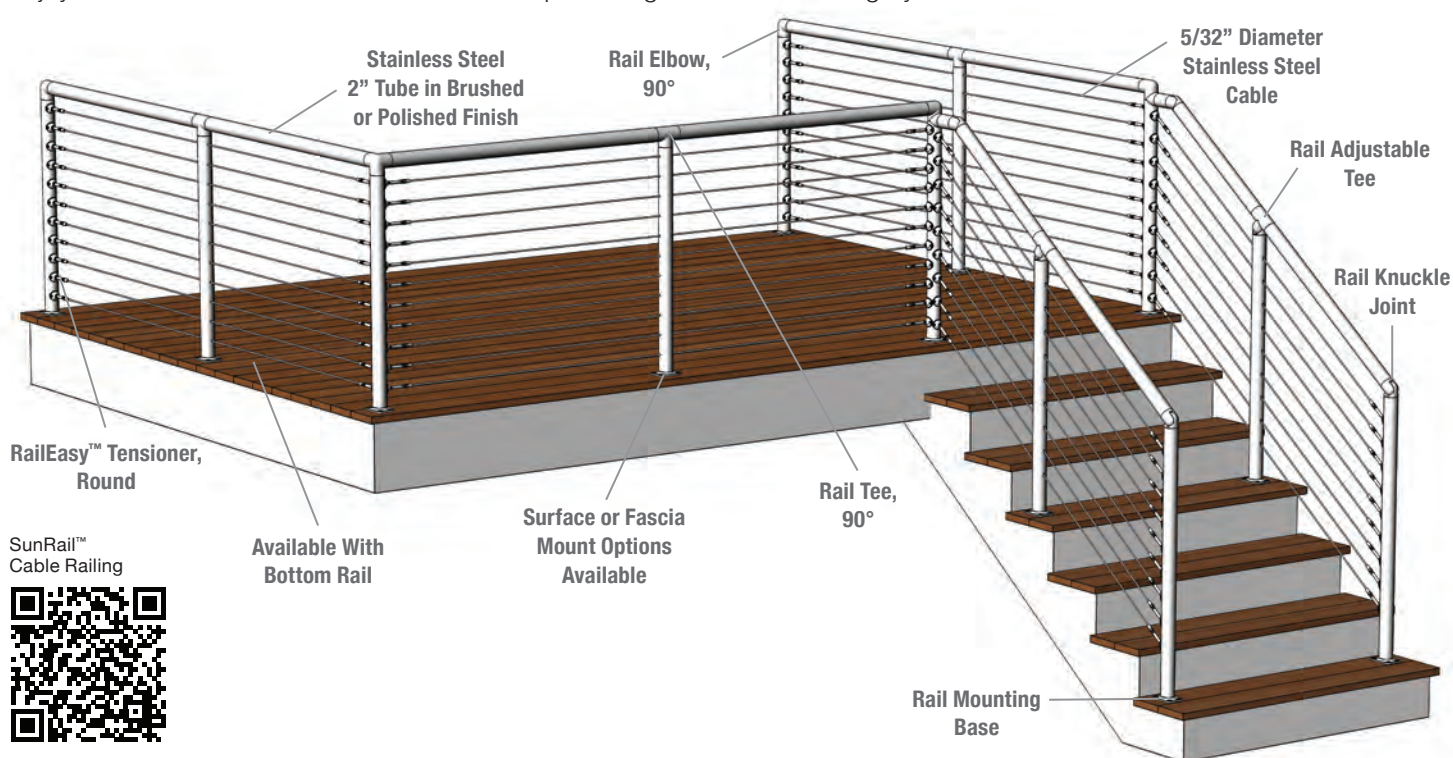
SunRail™ Cable Railing



SunRail™ Cable Railing

Cost: \$\$\$\$

The SunRail™ System is a completely stainless steel cable railing system ideal for indoor or outdoor, commercial or residential designs. It is a modular system that is pre-engineered for a quick and easy installation. The streamlined look provides the enjoyment of unobstructed views without compromising the structural integrity.



SunRail™
Cable Railing





Features & Benefits

MARINE GRADE STAINLESS STEEL

The SunRail™ System is made from the extremely corrosion resistant type 316L stainless steel to add years of long-term value and enjoyment.

EASE OF INSTALLATION

Cable assemblies are connected in the field utilizing patented RailEasy™ Tensioners, which are installed using simple hand tools.

PRE-ENGINEERED

Modular components arrive ready for a quick and easy installation without the hassle of welding and polishing.

VERSATILITY

The SunRail™ Cable Railing System is offered in a highly polished or brushed finish to blend with every environment.

ADDITIONAL ACCESSORIES AVAILABLE

Glass Infill Option, page 26-27
ADA Compliant Handrails, page 28-29
Cable Railing Gates, page 30
Micro Star™ LED Lighting, page 31

Key Components

TUBING

2" Stainless steel tubing for posts and top and optional bottom rails.



RAILEASY™ TENSIONER, ROUND

Primary surface mount tensioning device featuring a compression fitting and a slotted base for stairs and angles.



RAILEASY™ SWIVEL END, ROUND

Surface mount fixed end used in conjunction with a tensioner for cable runs under 25 ft.



MOUNTING BASE

Straight and adjustable mounting bases create a stable surface for mounting posts.



SUNRAIL™ FITTINGS

A variety of elbows, tees, corners and adjustable knuckle fittings allow for the SunRail™ System to fit any design.



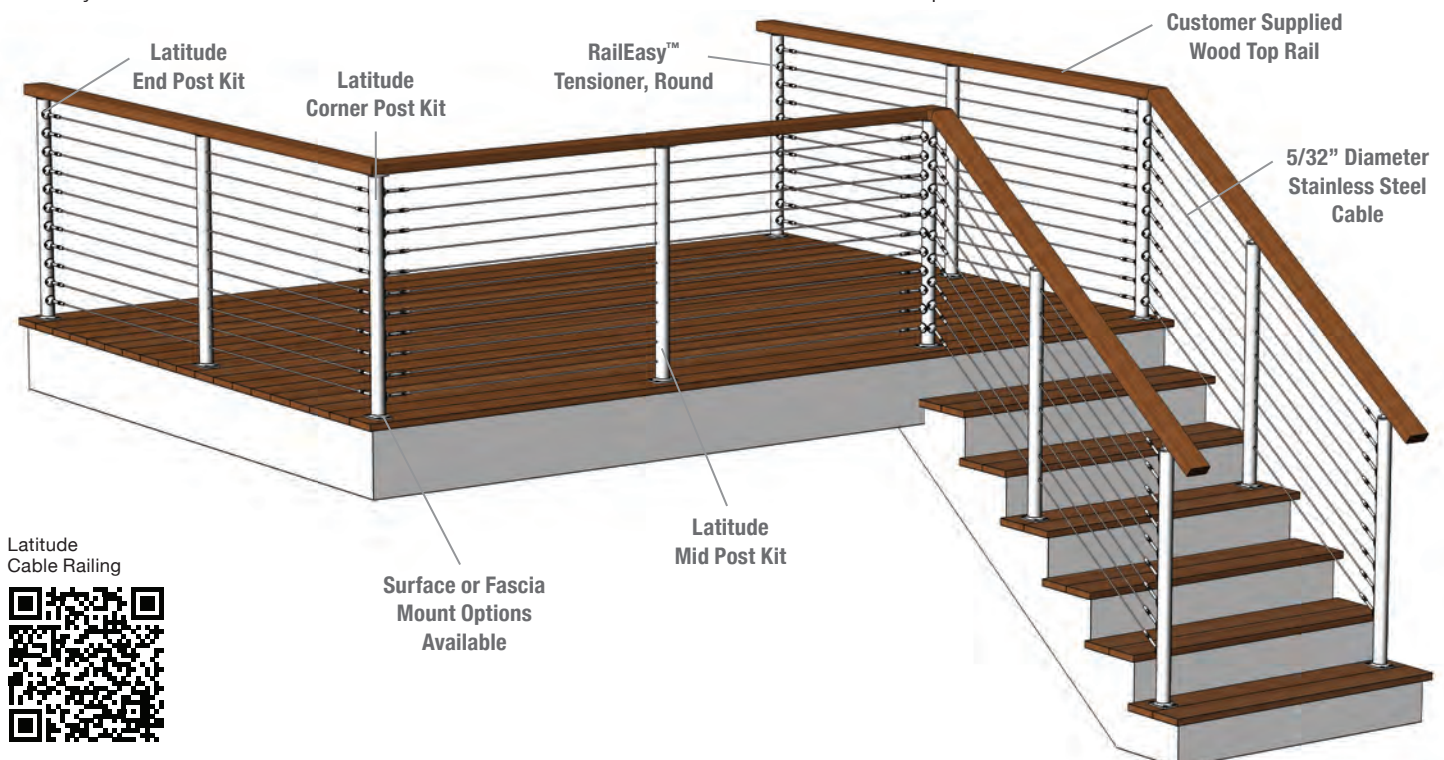
Latitude Cable Railing



Latitude Cable Railing

Cost: \$\$\$\$

The Latitude Cable Railing System features prefabricated 316L stainless steel posts and horizontal cable infill, utilizing RailEasy™ round base tensioners and top rail mounting plates. These top rail mounting plates offer easy installation with virtually no hardware obstruction and allows customers to select their desired top rail.



Latitude
Cable Railing



Latitude Cable Railing



Features & Benefits

MARINE GRADE STAINLESS STEEL

The Latitude System is made from the extremely corrosion resistant type 316L stainless steel to add years of long-term value and enjoyment.

EASE OF INSTALLATION

RailEasy™ Tensioners come pre-installed on the posts and mid posts are pre-drilled for cable to pass through to offer a quick and easy installation.

STREAMLINED

Horizontal cable infill provides unobstructed views making it ideal for opening spaces in any indoor or outdoor application.

VERSATILITY

The Latitude Cable Railing System offers the customer the ability to choose their own top rail to create a truly unique railing system.

ADDITIONAL ACCESSORIES AVAILABLE

ADA Compliant Handrails, page 28-29
Micro Star™ LED Lighting, page 31

Key Components

TUBING

2" Stainless steel tubing for posts. Post kits come ready for a quick installation.



RAILEASY™ TENSIONER, ROUND

Primary surface mount tensioning device featuring a compression fitting and a slotted base for stairs and angles.



RAILEASY™ SWIVEL END, ROUND

Surface mount fixed end used in conjunction with a tensioner for cable runs under 25 ft.



MOUNTING BASE

Straight and adjustable mounting bases create a stable surface for mounting posts.



TOP MOUNTING PLATES

Straight and adjustable mounting plates fit on top of post for an easy attachment to the wood top rail.



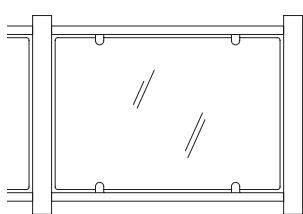
Glass Railing Systems



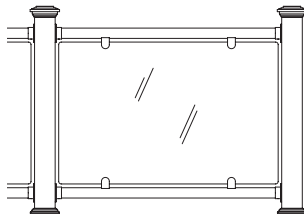
Glass Railing Systems

Cost: \$\$\$\$ to \$\$\$\$

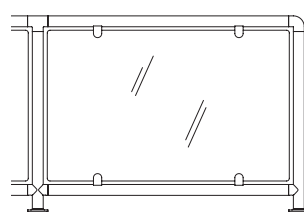
The Glass Railing Systems feature a variety of glass panel configurations and components with glass fastening options for horizontal or vertical attachment applications. There is a mixture of glass connectors to fit tubular railings or flat posts and rails. The contoured glass panel connectors fit a 2" stainless steel tube which can be used with the Nautilus or SunRail™ Glass Systems. The flat glass panel connector is ideal for integrating glass into any square post rail system or into a Spectrum System. The Glass Panel Base can be used on many applications including the frameless glass system for a completely unobstructed view.



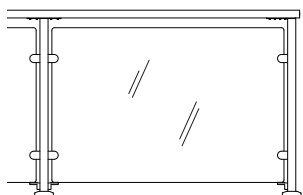
WOOD POSTS AND RAILS
WITH FLAT GLASS PANEL
CONNECTORS



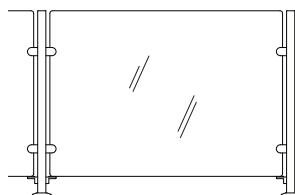
36" NAUTILUS GLASS



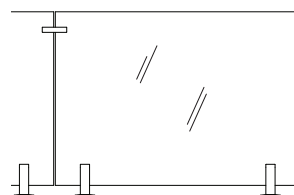
SUNRAIL™ GLASS



36" SPECTRUM GLASS
WITH FLAT GLASS PANEL
CONNECTORS



SPECTRUM GLASS
WITHOUT TOP RAIL



FRAMELESS GLASS
WITH PANEL BASES

Glass Railing
Systems



Glass Railing Systems



Features & Benefits

MARINE GRADE STAINLESS STEEL

The glass panel connectors are made from the extremely corrosion resistant type 316L stainless steel to add years of long-term value and enjoyment.

EASE OF INSTALLATION

Glass panel connectors arrive pre-installed on the post or rails to allow for a quick and easy installation.

UNOBSTRUCTED VIEWS

The streamlined look of the glass systems makes it ideal for opening spaces and providing a completely unobstructed view.

VERSATILITY

The Glass Railing Systems are offered in a variety of styles and configurations to blend with any indoor or outdoor, commercial or residential application.

ADDITIONAL ACCESSORIES AVAILABLE

ADA Compliant Handrails, page 28-29
Micro Star™ LED Lighting, page 31

Key Components

SIDEMOUNTS

Straight and adjustable sidemounts feature a round base design and allows for rails to be cut onsite.



TUBING

2" Stainless steel tubing for top and bottom rails. Standard and custom lengths available.



GLASS PANEL CONNECTORS

Flat and curved base connectors arrived pre-attached to posts or rails and fit 3/8" to 1/2" thick glass.



GLASS DROP PLATE

For use on Spectrum Glass Systems to eliminate the need for drilling glass. Glass is placed on top of drop plate.



GLASS PANEL BASE

Primarily used with Nautilus and Spectrum glass systems to secure to mounting surface and hold the glass infill in place.




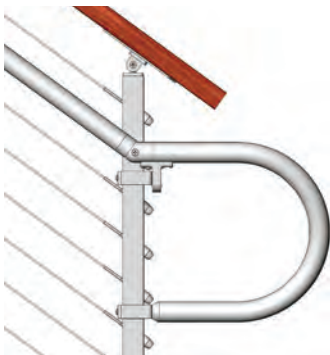
ADA Compliant Railings



ADA Compliant Railings

Cost: \$\$\$\$ to \$\$\$\$

Atlantis Rail offers ADA compliant handrail systems for a variety of our cable railing and glass systems. The simple design and modular components allow installers to handle a variety of handrail transitions using a small set of components. The system features 1-1/2" tubular handrails and are made from brushed or polished stainless steel or powder-coated aluminum for a durable finish. Surface mounted brackets are utilized on the NOVA, ORION, Nautilus and wood post railing systems. Post mount and clamp-on handrail brackets are ideal for SunRail™, Latitude and Spectrum systems. Both bracket mounting options can be installed quickly and easily with simple hand tools. The ADA compliant railing add-on is perfect for interior or exterior, commercial or residential applications.



ADA Compliant
Railings



Spectrum
Railing System

NOVA

SUNRAIL™

ADA Compliant Railings



Features & Benefits

MARINE GRADE STAINLESS STEEL

The stainless steel ADA handrails are made from the extremely corrosion resistant type 316L stainless steel to add years of long-term value and enjoyment.

PRE-ENGINEERED

Modular components arrive ready for a quick and easy installation.

VERSATILITY

The ADA compliant handrail systems are compatible with many of our cable railing and glass systems and are offered in a variety of styles and configurations for any indoor or outdoor, commercial or residential application.

ALUMINUM COLOR OPTIONS

Available in the following color options:



**Indicates a textured powder-coated finish.*

Key Components

ADA RAIL BRACKET

Used to surface mount handrails. It is contoured for attaching handrails.



TUBING

1-1/2" Stainless steel or powder-coated aluminum tubing for handrails. Standard and custom lengths available.



ADA LOOP

Use with powder-coated aluminum ADA handrail systems on stairs and ramps.



ADA CLAMP

Clamps onto Spectrum posts for mounting ADA handrails.



HANDRAIL ELBOWS

A variety of different elbows are available for transitioning ADA handrails at a 90 degree turn.



Cable Railing Gates

Cable Railing Gates

Cost: \$\$\$\$ to \$\$\$\$



SPECTRUM GATE

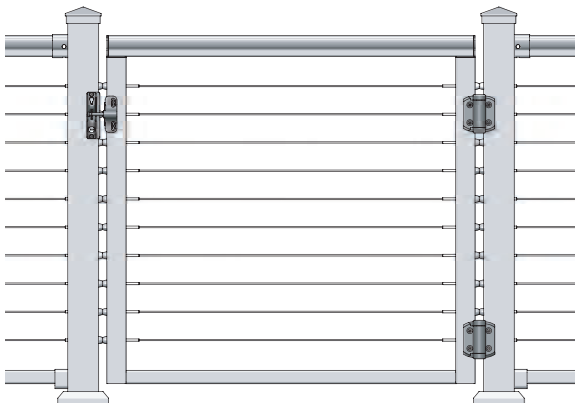


The Spectrum Gate kit is available in a 36" or 42" height. These gate kits come standard with pre-installed cable and fittings. They are installer friendly and attach easily to stock Spectrum Hing/Latch posts using the Spectrum Gate Mounting Hardware Kit (sold separately). A customer sourced hardwood flat handrail (minimum 2" x 4") or the Spectrum Top Rail is attached to the gate frame using the supplied screws. This gate is available in the standard and special Spectrum colors.

Standard:



Special:




NOVA GATE



The NOVA Gate is available in a standard width of 36" and heights of 36" and 42". The kit includes the gate frame, self-closing hinges, latch and mounting screws. Cable is not pre-installed on these gates and the cable hardware, cable and cover nut sets are sold separately. The NOVA Gate is available in standard colors of black, bronze and white.

Standard:



SUNRAIL™ GATE



The SunRail™ Gate is a completely custom gate system that can be made to fit any indoor or outdoor design. It is made from type 316L stainless steel for maximum corrosion resistance and durability. Gates are supplied with the stainless framework to be assembled onsite, tensioners and swivel ends pre-attached to the tubing, self-closing hinges, latch and mounting hardware. The SunRail™ Gate is available in a brushed or highly polished finish.

Cable Railing
Gates





Micro Star™ LED Light Bar



Micro Star™ LED Lights

Micro Star LED Lighting

The patented Micro Star™ series is a complete line of lighting options for railings, fencing, steps and many other indoor or outdoor applications. The Micro Star™ LED Lights are available in 12v and each draws only .02 amps. The Micro Star™ LED Light Bar is an easy to install accent lighting that mounts neatly under a flat handrail. The Micro Star™ LED Post Cap provides sufficient levels of lighting and fits over standard 4" x 4" vinyl sleeves. They are pre-wired for simple connection and quick installation. The Micro Star™ LED series is both a functional and creative lighting alternative.

Micro Star™ LED
Lighting Gallery



Key Components

MICRO STAR™ LED LIGHT

For integration in the underside of a tubular handrail to provide subtle illumination.



MICRO STAR™ LED LIGHT BAR

Surface mounted to the underside of a flat handrail. Lights are set into a powder-coated aluminum channel.



MICRO STAR™ LED POST CAP

4 Super bright white LED lights in each corner of cap. Fits over standard 4" x 4" vinyl sleeves.



MICRO STAR™ TRANSFORMER

5 amp DC transformer to power Micro Star™ LED lighting series.



WIRING ACCESSORIES

A variety of wiring harnesses, jumpers, extensions and connectors available.



Cleaning & Maintenance



Keep Your Railing Looking Like the Day it was Installed!

STAINLESS STEEL OR POWDER-COATED STAINLESS/ALUMINUM PRODUCTS CANNOT BE REGARDED AS COMPLETELY MAINTENANCE FREE. LOW MAINTENANCE DEPENDS LARGELY ON THE CARE GIVEN DURING THE FIRST YEAR.

AFTER THE INITIAL INSTALLATION OF YOUR RAILING: It is extremely important to not walk away from the install until you thoroughly clean your new railing. Cleaning should only be done with a mild car wash soap. Initial washing is necessary to remove all foreign matter from the powder-coated or stainless steel surfaces. This will ensure the long-term integrity of the railing system.

GENERAL MAINTENANCE: Clean the railing when it is dirty to restore its original appearance. It is always good to rinse with clean water whenever you are cleaning other adjacent surfaces such as a deck.

Maintaining Your Stainless Steel or Aluminum Railing

EXTRA CARE IN WORKING (CONSTRUCTION) ENVIRONMENTS

Working environments create aggressive conditions. Proper cleaning must be done immediately after installation of an Atlantis Rail product and should be repeated as often as needed if there is long exposure to working environments. Leaving a new installation without cleaning and then exposing it to a working environment will cause a high potential for corrosion.

WORK SITE CLEANING SOLUTIONS, BEWARE!

Most simple household cleaning solutions, when used in accordance with their makers' instructions, are safe for incidental contact, but if used incorrectly, they can cause discoloration and damage. Strong acid and chemical solutions should never be permitted to come into contact with your railing system. **It is safe to assume that anything you would not clean the aesthetic surfaces of a fine automobile with should not come in contact with your railing systems.** If contact of such a corrosive solution should happen, the solution must be removed immediately by copious water flushing and cleaning with a mild automobile (car wash) detergent. Anything containing a harsh acid or chemical coming in contact with the railing system will potentially cause reactions that can lead to corrosion.

USE OF IRON TOOLS OR CUTTING IN PROXIMITY OF STAINLESS STEEL

The use of bare Iron tools should be avoided. Use tools with chrome plating. If such tools are used, the Iron deposits, though not visible, will rust and potentially cause the stainless steel in contact with it to rust. Cutting anything with a power saw or grinding in the proximity of stainless steel railings will contaminate the area causing Iron particles to be airborne, rusting wherever they land. Any contaminated surfaces should be treated with copious water flushing and cleaning with a mild automobile (car wash) detergent.

USE OF FASTENERS WITH STAINLESS STEEL & POWDER-COATED STAINLESS/ALUMINUM

All fasteners should be 316L stainless steel if possible. Mixing carbon steel and plated fasteners will cause corrosion where they meet the stainless steel. Nearby steel items, either attached to or over hanging, can cause corrosion to spread. Mixing metals can cause "electrolysis" to occur, creating corrosion.

SALT WATER ENVIRONMENTS

We recommend frequent washing in saltwater environments to prevent buildup. The main elements that cause environmental buildup are salt, dirt and Iron. The typical color of environmental buildup ranges from light brown to a reddish tint due to a combination of salt and Iron. The railing needs washing when buildup is visible. Proximity to saltwater is a major factor in how fast environmental deposits will build up and how frequent washing will be needed. **The closer you get to saltwater, the greater the frequency of washing!** Just like maintenance cleaning for windows, cars, boats etc., washing may be required every 2-3 months to keep your railing systems looking like new.

Quote Request Form

Date: _____
Name: _____
Email: _____
Project Name (if applicable): _____
Proximity to Salt Water: _____

Phone #: _____
Zip Code: _____ Railing Height: ☐ 36" ☐ 42"
Bottom Rail: ☐ Yes ☐ No
Mounting Surface: _____

SYSTEM SELECTION:

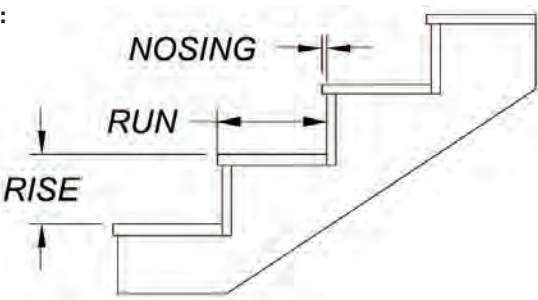
- ☐ **Basic Cable Railing** (Customer Supplied Frame) \$ - \$ \$
☐ RailEasy™ 5/32" Cable (Surface Mount) ☐ HandiSwage™ 1/8" Cable (Thru-post)
☐ Include 2" Round Stainless Steel Top Rail ☐ HandiSwage™ 5/32" Cable (Thru-post)
- ☐ **Spectrum** (1-1/2" Stainless Post & Aluminum or Customer Supplied Wood Top Rail) \$ \$ - \$ \$ \$ \$
Top Rail: ☐ Aluminum Top Rail ☐ Customer Supplied Wood Top Rail
Stock Colors: ☐ Black ☐ Metallic Silver ☐ White ☐ Dark Brown ☐ Uncoated
Special Colors: ☐ Pebble Grey ☐ Light Brown
Mounting: ☐ Surface ☐ Fascia ☐ Infill Type: ☐ Cable ☐ Glass

- ☐ **NOVA** (3" x 3" Aluminum Post & Rail Sets) \$ \$
Color: ☐ Black ☐ White ☐ Bronze
- ☐ **ORION** (3" x 3" Aluminum Post & Rail Sets w/Flat Top Rail) \$ \$ \$ \$
Color: ☐ Black ☐ White ☐ Bronze
- ☐ **SunRail™** (2" Round Stainless Steel Frame) \$ \$ \$ \$ \$ \$
Rail Material: ☐ Polished ☐ Brushed (Not Near Salt Water)
Top Rail: ☐ Stainless ☐ Wood
Infill Type: ☐ Cable ☐ Glass

STAIR INFORMATION:

Required for All Stairs

Rise: _____
Run: _____
of Treads: _____
Nosing: _____



NOTES: _____



CABLE RAILING SPECIALISTS

RESIDENTIAL • COMMERCIAL • CUSTOM

WWW.ATLANTISRAIL.COM

**THANK YOU FOR MAKING ATLANTIS RAIL SYSTEMS YOUR
NUMBER ONE SOURCE FOR QUALITY STAINLESS STEEL
AND ALUMINUM RAILING PRODUCTS!**

IMPORTANT NOTICE

All contents of this catalog, including all logos, icons, product images and descriptions are the sole property of Atlantis Rail Systems. The making and distribution of copies or reproductions of any product/section image or description within this catalog in printed, electronic or any other format is strictly prohibited. Exceptions, other than for consideration in purchasing product from Atlantis Rail Systems must be obtained in writing from the Plymouth, MA headquarters.

© 2024 Atlantis Rail Systems

CONTACT INFORMATION

HEADQUARTERS:

Atlantis Rail Systems
70 Armstrong Road
Plymouth, MA 02360

3900 Civic Center Drive
North Las Vegas, NV 89030

TELEPHONE:

(508) 732-9191

TOLL FREE:

(800) 541-6829

FAX:

(508) 732-9798

EMAIL:

info@atlantisrail.com



WWW.ATLANTISRAIL.COM

AUGUST 2024

