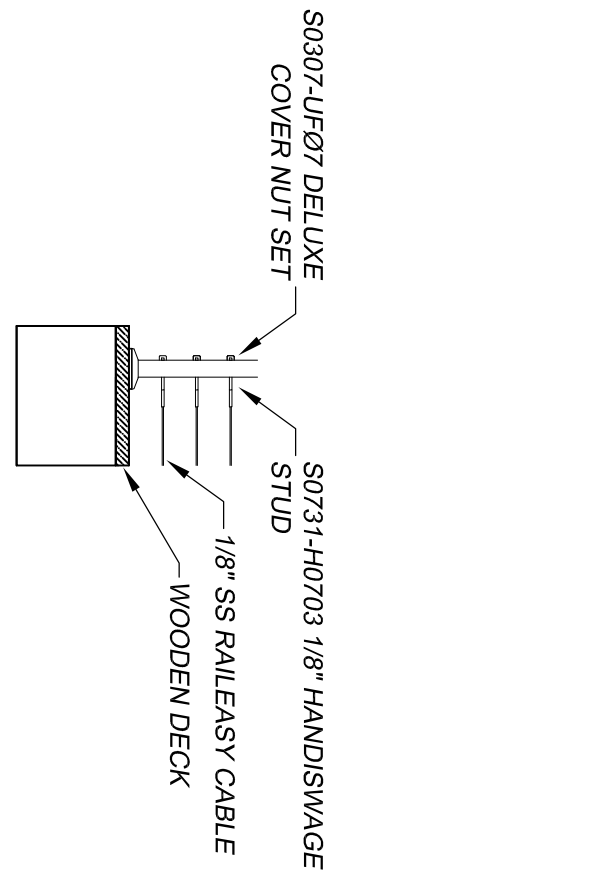
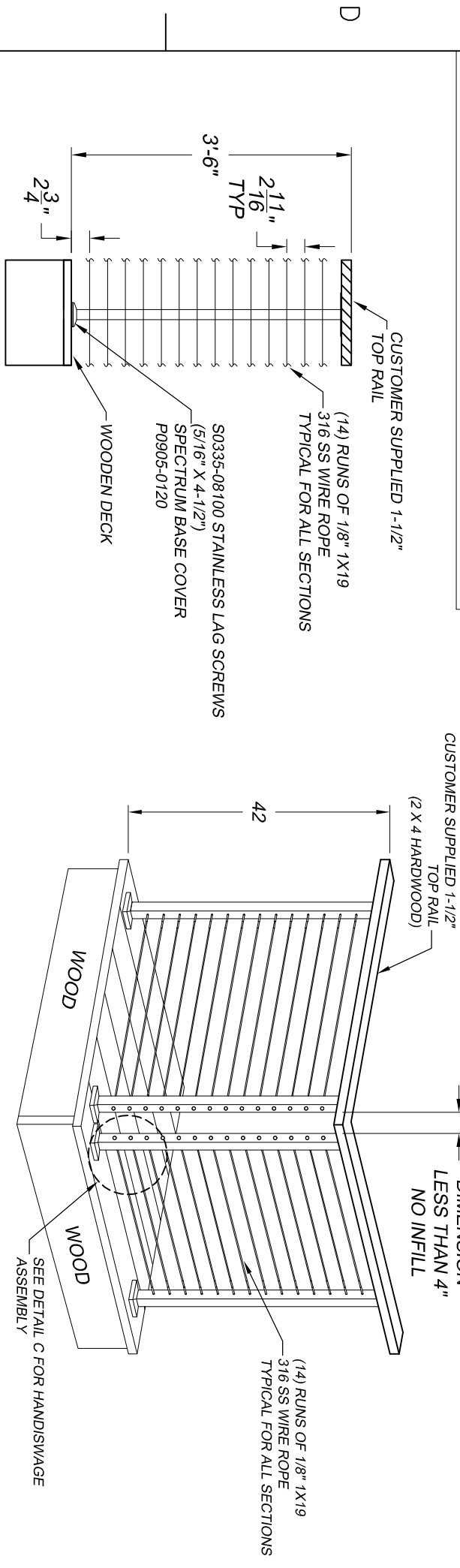


THE INFORMATION CONTAINED IN THIS DRAWING IS THE SOLE PROPERTY OF SUNCOR STAINLESS. ANY REPRODUCTION IN PART OR WHOLE WITHOUT THE WRITTEN PERMISSION OF SUNCOR STAINLESS IS PROHIBITED.

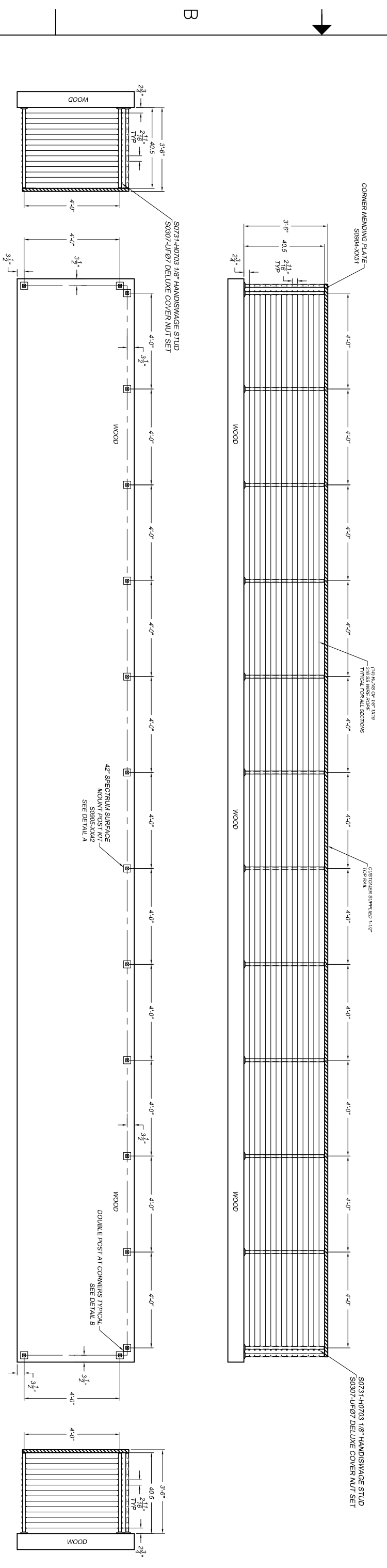
REV	DESCRIPTION	DATE	APPROVED
A	SAMPLE DRAWING	X/XX/XX	XX



DETAIL A - SURFACE MOUNTED 42" SPECTRUM POST KIT  
NTS

DETAIL B - DOUBLE POST AT CORNER  
NTS

DETAIL C - HANDISWAGE ASSEMBLY  
NTS



PLAN VIEW - DECK AREA  
NTS

CUSTOMER SIGNATURE: \_\_\_\_\_ DATE: \_\_\_\_\_

**PLEASE NOTE:**  
SPECTRUM SYSTEM POSTS ARE SPACED AT 48" MAX.  
DO NOT SPACE POSTS FARTHER THAN THE 48" MAX.

UNLESS OTHERWISE SPECIFIED				OUR GUARANTEED DRAWING			
TOLERANCES AND FINISHES ARE:				TO BE MAINTAINED UNLESS			
± 0.004"	DECIMALS	ANGLES	5/16"	APPROVALS	DATE	SCALE	SHEET
± 0.0005"	XXX ± 0.001	XXX	XXX	BROWN XX	X/XX/XX	D	NTS
MATERIAL	316SS	CHECKED	DATE	DESIGN ENG		ORDER NO.	XXXXXX
FINISH	XXX	WELD ENG		QA/ENG			
42" SURFACE MOUNT SPECTRUM SAMPLE DRAWING				SIZE	FSCALE NO.	ORDER NO.	XXXXXX
				SCALE	NTS	DATE FILED	XXXXXXXXXX
				REV	D		A



8 7 6 5 4 3 2 1